




North Park Elementary



School-Wide Procedures


<u>North Park Tigers are: Respectful, Responsible, Safe, and Kind</u>	
<u>Before School-START</u> <u>S</u> tay in designated areas <u>T</u> ake out a book and read quietly if indoors <u>A</u> llow teachers their planning time <u>R</u> emember line up quietly and enter school quietly <u>T</u> hink about your goals for the day	<u>Hallway-WALK</u> <u>W</u> alk facing forward and stay to the right <u>A</u> lways follow directions <u>L</u> ips closed <u>K</u> eep hands & feet to self
<u>Bathroom-SHHHH</u> <u>H</u> ush <u>F</u> lush <u>W</u> ash	<u>Cafeteria-CHEW</u> <u>C</u> ontrol body and talk quietly <u>H</u> ave respect <u>E</u> veryone cleans up <u>W</u> alk
<u>Stairs-STEPS</u> <u>S</u> tay to the right and walk <u>T</u> ake hold of the railing with your right hand <u>E</u> very step is counted, one at a time <u>P</u> lease keep hands and feet to self	<u>Library-READ</u> <u>R</u> espect books <u>E</u> veryone quiet <u>A</u> lways return materials to where they belong <u>D</u> ream BIG
<u>Computer-TYPE</u> <u>T</u> ry your best always <u>Y</u> our hands and feet to self <u>P</u> lease respect equipment <u>E</u> veryone cleans up their area before leaving	<u>Office-PASS</u> <u>P</u> lease use inside voices <u>A</u> lways have a pass <u>S</u> tay behind the counter <u>S</u> mile!
<u>Playground-PLAY</u> <u>P</u> lease share and be fair <u>L</u> ine up quickly and quietly <u>A</u> ssigned area <u>Y</u> our body in control	<u>Assembly-CLAP</u> <u>C</u> ontrol Body <u>L</u> isten <u>A</u> ppropriate responses <u>P</u> articipate
<u>inside Recess-SAFE</u> <u>S</u> tay in designated area <u>A</u> ct appropriately with movement <u>F</u> ollow directions of monitors <u>E</u> verything in place when finished	<u>After School -END</u> <u>E</u> xit with your teacher through the main doors <u>N</u> icely walking on school property <u>D</u> irectly to crosswalk or pick-up zone and wait for crossing guard

Classroom Tiger Tracker System



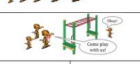

 **My Tiger Tracker** 🐯🐯🐯🐯 Month: _____ Goal: _____ Total: _____

Tiger Name: _____ Grade: _____ Teacher: _____

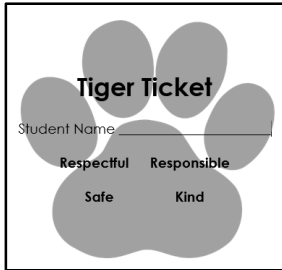
North Park Tigers are:	Independence	Interdependence	Week 1	Week 2	Week 3	Week 4	Week 5
	For example: I say to myself.	For example: I say to others.					
Respectful	"I'll work hard to learn from my mistakes."	"I'll study quietly so others can focus on their learning."	M Tu W Th F	M Tu W Th F	M Tu W Th F	M Tu W Th F	M Tu W Th F
Responsible	"I'll work hard in class to complete my work and learn everyday."	"I will set an appropriate example!"	M Tu W Th F	M Tu W Th F	M Tu W Th F	M Tu W Th F	M Tu W Th F
Safe	"I'll walk in the hall so that I don't slip running."	"Let's play tag in the field so we don't run into anyone."	M Tu W Th F	M Tu W Th F	M Tu W Th F	M Tu W Th F	M Tu W Th F
Kind	"I know I can do better if I concentrate and try my best."	"Guys, we can make our goal if we help each other succeed!"	M Tu W Th F	M Tu W Th F	M Tu W Th F	M Tu W Th F	M Tu W Th F
Tallies for Tiger Tickets:		Points Totals:					
Respectful	Safe	Fix-It Tickets:					
Responsible	Kind	Repaired:					

 **My Tiger Tracker** 🐯🐯🐯🐯 Month: _____ Goal: _____ Total: _____

Tiger Name: _____ Grade: _____ Teacher: _____

North Park Tigers are:	For example: I can say...	Week 1	Week 2	Week 3	Week 4	Week 5
Respectful		M Tu W Th F	M Tu W Th F	M Tu W Th F	M Tu W Th F	M Tu W Th F
Responsible		M Tu W Th F	M Tu W Th F	M Tu W Th F	M Tu W Th F	M Tu W Th F
Safe		M Tu W Th F	M Tu W Th F	M Tu W Th F	M Tu W Th F	M Tu W Th F
Kind		M Tu W Th F	M Tu W Th F	M Tu W Th F	M Tu W Th F	M Tu W Th F
Tallies for Tiger Tickets:		Points Totals:				
Respectful	Safe	Fix-It Tickets:				
Responsible	Kind	Repaired:				

- ★ The Tiger Tracker is designed to work with established classroom behavior systems by connecting individual classrooms to a school-wide system. Teachers will be provided with copies of trackers for every student in their class at the beginning of the month. These are kept for the entire month and are referred to daily.
- ★ Students give themselves a daily score in the categories of Respectful, Responsible, Safe, & Kind. Circling the letter for the day means that they believe they were successful in meeting that expectation. If the letter is crossed out, it means that the student believes they were not successful in meeting that expectation for the day.
- ★ Teachers check in with targeted students to discuss if the scores reflect their behavior for the day.
- ★ Students may calculate their weekly totals on the first or last day of each week so their individual behavior goals can correlate.
- ★ The trackers will have the dates and 80% goal and total points possible for the month printed in the appropriate spaces.
- ★ There is a section for noting the date of any Fix-it tickets given and the date when the ticket has been resolved.
- ★ There is also a place for marking Tiger tickets given..
- ★ Students who make 80% or above for the month and have fixed any outstanding Fix-it tickets are eligible for the monthly activity.
- ★ The Tiger Tracker can support conversations regarding student behavior



Tiger Tickets

Tiger Tickets are given by staff to students as positive reinforcement. These tickets are to be given to students both inside and outside of their own classrooms. When a staff member gives a ticket, they circle the school rule that the student exhibited, and tell the student what they did to earn the ticket using school wide rule/procedure language.

Students will need to show their Tiger Ticket to their teacher so that it can be marked on their Tiger Tracker. Tiger Tickets can be used by students to make up the point difference for the month if they did not reach their 80% classroom behavior goal. (Please note that those points cannot be used if there are any outstanding Fix-it Tickets. Tickets need to be notated on the tiger tracker. The student can then go to the office during their recess time to redeem for a prize and to put into a drawing.

Fix-it Ticket	
Student Name _____	Date _____
Classroom Teacher _____	
Staff Member issuing ticket _____	
<u>Location</u>	<u>Behavior to Repair:</u>
Classroom _____	Respectful Safe
Playground _____	Responsible Kind
Lunchroom _____	_____
Hall/Stairs _____	_____
Other _____	_____
This behavior will be repaired by: _____	
Repaired	
Student Signature _____	
Staff Member Signature _____	

Fix-it Tickets

Fix-it Tickets are given to students for behavior that they have repeatedly committed (about 3 times or more). The purpose of these tickets are to give students an opportunity to learn and practice (in other words, fix) the proper procedure that they are struggling with. Just as students who struggle with an academic issue are given chances to practice, we are giving students who struggle with following school rules chances to practice.

The procedure for issuing a Fix-it ticket are:

- ★ Fill out sheet
- ★ White copy goes to the office, pink to teacher, yellow to student
- ★ Fix-it tickets issued during recess/lunch are to be fixed with playground staff. All other tickets are to be resolved with the student's teacher.
- ★ Student checks back with issuing staff member to show that they fixed the ticket
- ★ If there are outstanding fix-it tickets, student will not be eligible for the tiger tracker party until the fix-it ticket is taken care of.